

IAD series 12" LED Inset Lights

- AL/IN Approach Centre Line and Crossbar
- AS/IN Approach Side Row
- TH/IN Runway Threshold
- TW/IN Threshold Wing Bar
- THRE/IN Runway Threshold and Runway End
- RB/IN Runway Edge



FEATURES

- Low protrusion of less than 6.3mm above ground level
- Adaptable to all kinds of CCRs and ILCMS systems
- PWM digital regulation providing excellent consistency of chromaticity
- Integrated optical module with high light efficacy and good consistency
- Aluminum alloy forged top cover with hardened surface and corrosion resistance treatment
- Built-in surge protection
- Specially designed fail open system suitable for strong magnetism, vibration and other environments

- | | |
|--------------------------|-----------------------------|
| ICAO • Annex 14 Volume I | CAAC • AC-137-CA-2015-01-R1 |
| IEC • TS 61827 | • AC-137-CA-2015-03-R1 |
| EASA • CS-ADR-DSN | • AC-137-CA-2017-03 |
| AENA • DIN/DSEYN/PPT/010 | FAA • AC 150/5345-46 |
| • DIN/DSEYN/PPT/011 | • EB No. 67 |

TECHNICAL DATA

MECHANICAL

- | | | | |
|--------------------------|--|-------------------------------|--------------------|
| Mounting • 6 x M10 bolts | Static Load Resistance • $\geq 35t$ | Dynamic Load Resistance • 40J | Net Weight • 6.9kg |
| Gross Weight • 7.2kg | Packing Dimensions • 354mm (L) x 324mm (W) x 135mm (H) | | |

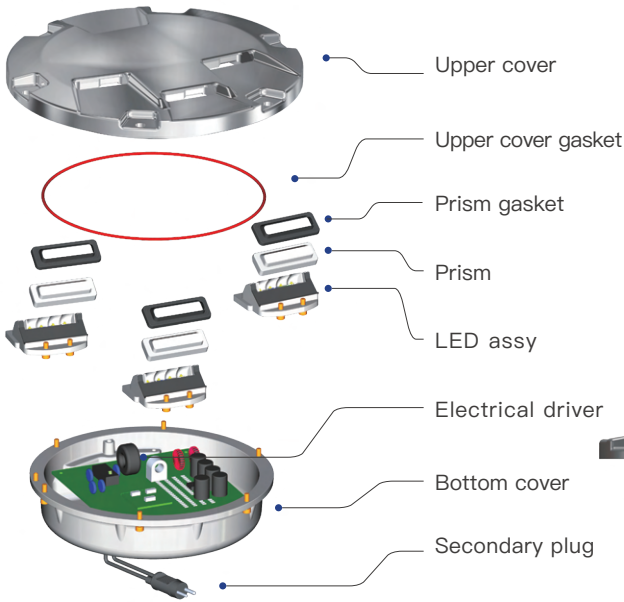
ENVIRONMENTAL

- | | | | |
|-------------------------------------|-----------------------------------|-------------------------|-------------------|
| Operating Temperature • -55°C~+55°C | Storage Temperature • -55°C~+85°C | Protection Class • IP68 | Humidity • 0~100% |
|-------------------------------------|-----------------------------------|-------------------------|-------------------|

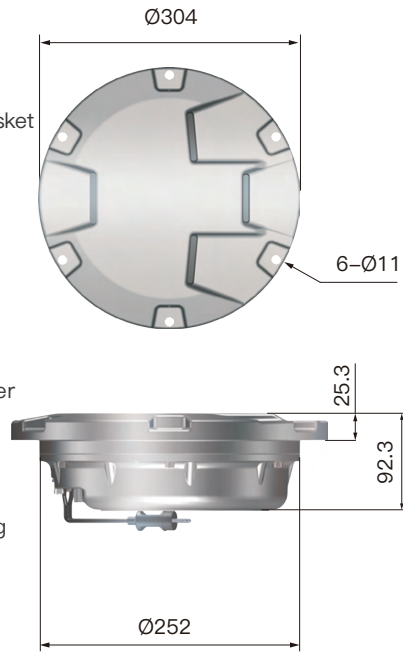
ELECTRICAL

- | | | |
|---|--|---|
| Connection • FAA L-823 | Rated Input Current • 6.6A | Power Factor • >0.95 |
| Emission • IEC 61000-6-4 | Immunity • IEC 61000-6-2 | Service Life • LED useful lamp life >80000h |
| Approach Centre Line and Crossbar • 60VA | Approach Side Row • 30VA | Runway End • 20VA |
| Runway Threshold / Threshold Wing Bar • 35VA | Runway Threshold and Runway End • 40VA (1P) • 35/20VA (2P) | |
| Runway Edge-White/Red • 30VA (1P) • 23/14VA (2P) | Runway Edge-White/White • 45VA (1P) • 23/23VA (2P) | |
| Runway Edge-White/Yellow • 40VA (1P) • 23/22VA (2P) | Runway Edge-Yellow/Red • 28VA (1P) • 22/14VA (2P) | |

COMPONENTS



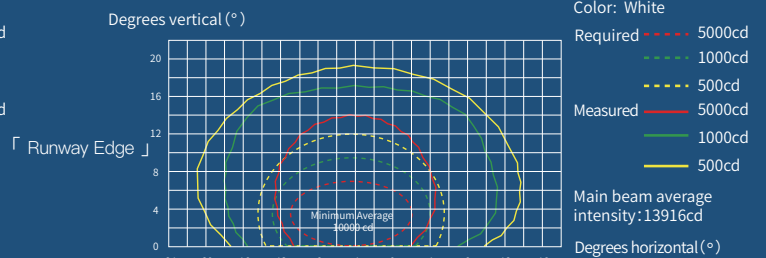
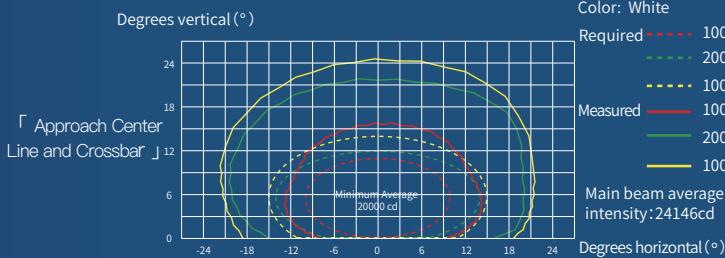
DIMENSIONS



ACCESSORIES

- © 12 inches shallow base assy (bottom entry/side entry)
- © 12 inches deep base assy
- © L-823 receptacle
- © 12 inches light fixture handle

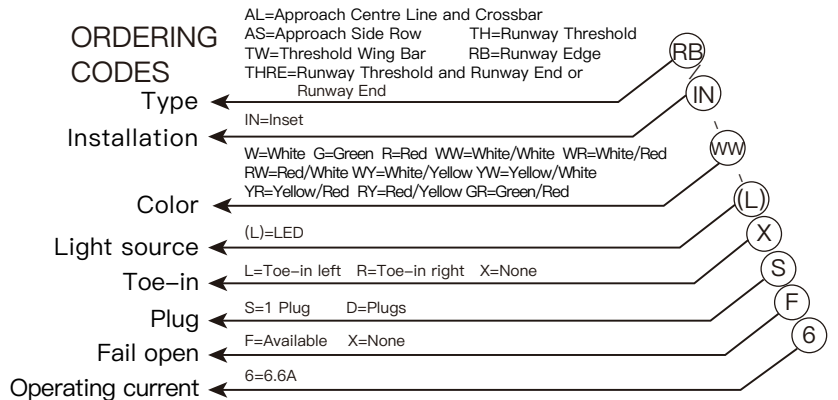
PHOTOMETRICS



Airfield Lighting Systems (UK) Limited
 Aviation House, Russell Gardens,
 Wickford, Essex, SS11 8BF UK

Tel: +44 1702 547562
 Email: sales@alsukltd.co.uk Website:
 www.alsukltd.co.uk

ORDERING CODES



* Accessories should be ordered separately